


A LOOK *at* WOMEN *and* HOUSING *in* RI

POPULATION


52%
WOMEN



48%
MEN



EDUCATION



30%
Bachelor's
Degree or Higher

29%
Some College
or Associates Degree

27%
High School Diploma

15%
Less Than High School

EARNINGS

Women working full-time in Rhode Island earn **81.4%** of what men working full-time earn



FAMILIES HEADED *by* WOMEN

34%
HAVE NO
CHILDREN
UNDER 18

3%



17%



66%
HAVE
CHILDREN
UNDER 18

81%



INCOME *vs.* INCOME NEEDED

MEDIAN
INCOME

\$30,612

all families headed by women

MEDIAN
INCOME

\$22,694

families headed by women
w/children under 18

INCOME
NEEDED
TO AFFORD

\$68,880

average
3-BR rent

\$46,000

average
2-BR rent

\$37,840

average
1-BR rent


INCOME
NEEDED TO
PURCHASE

\$61,925

median priced
single-family home

HOUSING COST BURDENS *for* FAMILIES HEADED BY WOMEN

Nearly **1 in 4** female-headed families who **own** their home spend **50% or more** of their income on housing expenses



LIVING ARRANGEMENTS

41%
OWN

59%
RENT

11%
IN POVERTY

44%
IN POVERTY

1 in 3 female-headed families who **rent** their home spend **50% or more** of their income on housing expenses

